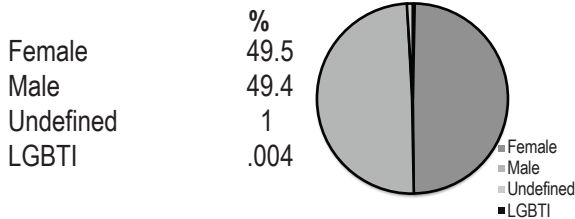


# 3. PROGRESS REPORT\*

**REGISTERED INDIVIDUALS: 5,669,236 (12.3% of total population)<sup>(7)</sup>**

## INDIVIDUALS BY GENDER OR SEXUAL ORIENTATION



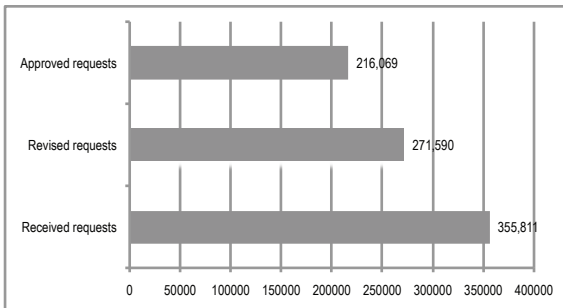
## TOP FIVE VICTIMS LOCATIONS<sup>(8)</sup>

	%
1. Antioquia	13.5
2. Bogotá	7.1
3. Valle del Cauca	5.6
4. Magdalena	5.4
5. Nariño	4.7

## VICTIMIZING ACTS: 6,508,863<sup>(9)</sup>

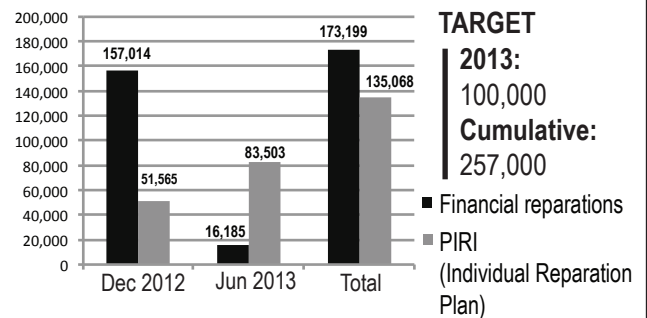
	%
Displacement	81
Homicide/Massacre	11
Disappearance	1.5
Abandoned/seized lands	1.4
Threats	1.2

## DECLARATIONS<sup>(10)</sup>

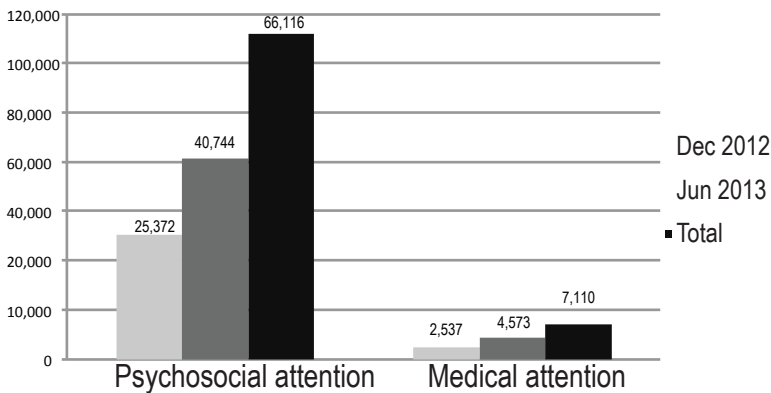


**Approval Rate**  
 April 80%  
 June 76%  
 Variation -4%

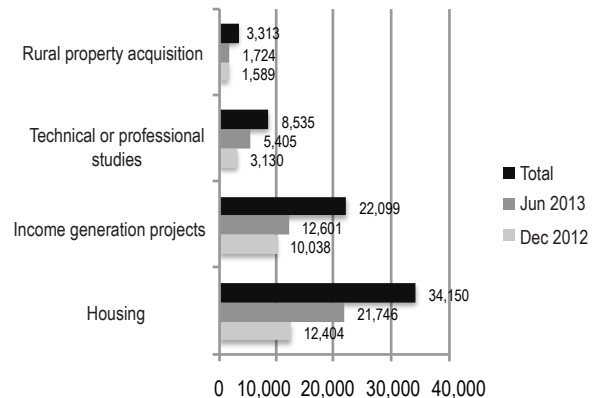
## FINANCIAL REPARATIONS / PIRI<sup>(11)</sup>



## REHABILITATION AND PSYCHOSOCIAL ATTENTION REQUIRED<sup>(12)</sup>



## AREAS OF INVESTMENT OF REPARATIONS BY RECIPIENT<sup>(13)</sup>



## 2014 REQUESTED AND APPROVED INVESTMENT BUDGET<sup>(14)</sup> (USD)

Victims Unit	Requested Budget	Approved	% Approved
Victims Unit	561,060,938	392,945,833	70
National Historical Memory Center	46,875,000	15,885,416	34

## REGIONAL ACTION PLANS (PAT)<sup>(15)</sup>

	# with PAT	# without PAT	% with
Municipalities	968	155	86
Departments	26	6	81

\*Source: Victims Unit. June 30, 2013.

6. Official estimate of victims in the country.

7. Based on registry location.

8. Based on the registry of victimizing acts.

9. Based on the Single Declaration Format (FUD).

10. Number of individuals who received financial compensation (total: COP 912,621,000); PIRI: Individual Reparation Plan.

12. Victims who express needs for psychosocial attention and/or medical attention.

13. Victims Unit's service provision coverage.

14. Figures reflect 2014 requested investment and 2014 approved investment budget.

15. PAT: Regional Action Plans, are guiding tools that includes prevention, assistance, attention and reparation measures created by municipalities and departments with victims' participation.